

General Government

Divisions

City Council

Boards and Commissions

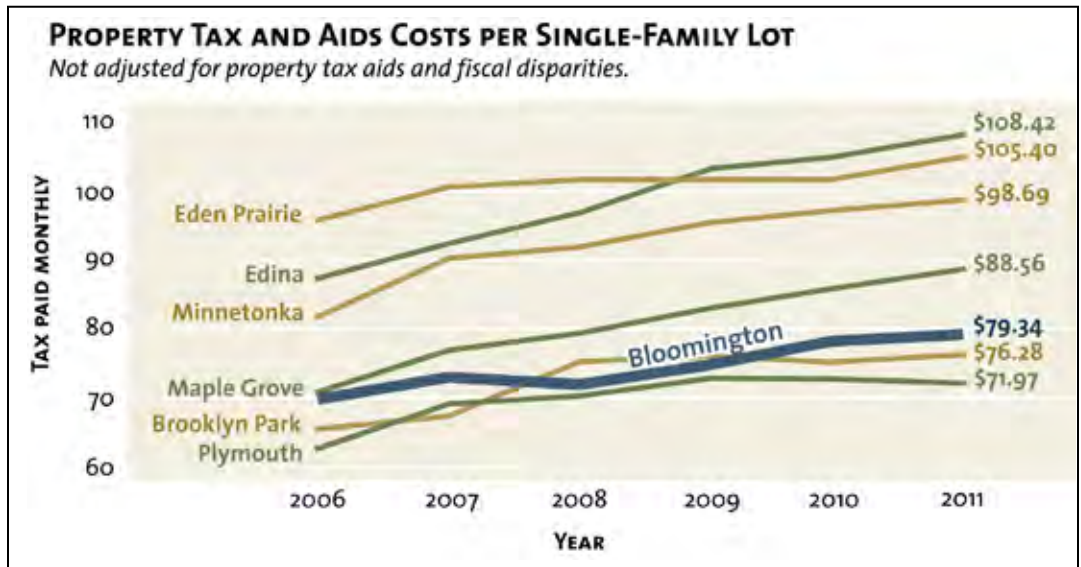
The City Council and its advisory boards and commissions comprise the legislative branch of the City of Bloomington. The City Council establishes City policy, approves all major decisions and adopts the annual budget as presented herein. Boards and Commissions are utilized in an advisory capacity by the City Council.

Expenditures

	FY2010 Original Budget	FY2011 Approved Budget	Percent Change
Salaries/Wages/Benefits	\$ 411,209	\$ 369,281	(10.2)%
Materials/Supplies/Services	340,347	360,091	5.80
Expenses Charged to Others	(201,988)	(201,988)	0.00
	\$ 549,568	\$ 527,384	(4.03)%

Authorized Full-Time

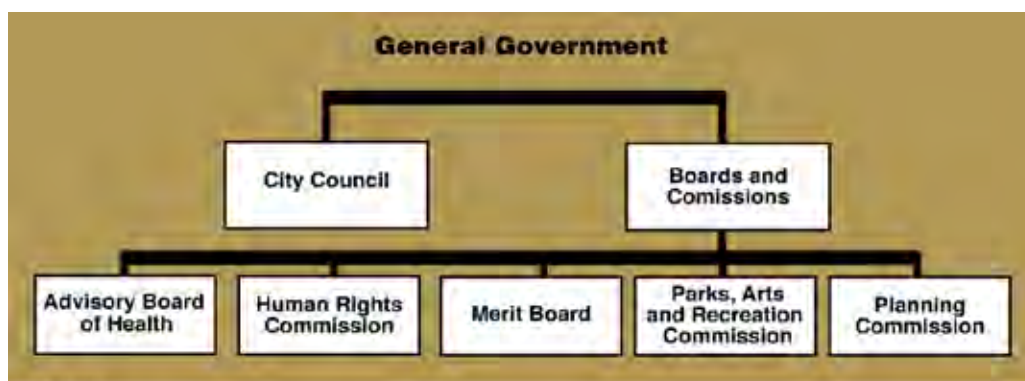
FY2009	FY2010	FY2011
1	1	1



This graph shows property tax and aids cost per single-family lot. This method of comparison captures the total cost of City services recognizing that services are provided regardless of the size of the structure or value of the parcel. In other words, it takes value out of the equation.

For further information, see Gauging the City, Pages 206-216.

GENERAL GOVERNMENT BUDGET SUMMARY Revenues and Expenditures					
	2009 ACTUAL	2010 ORIGINAL BUDGET	2010 AMENDED BUDGET	2010 ESTIMATED	2011 BUDGET
Revenues					
Program Income	\$ 9,390	\$ -	\$ 7,000	\$ 4,827	\$ 6,900
TOTAL REVENUES	9,390	-	7,000	4,827	6,900
Expenditures					
Staffing					
Salaries and Wages	228,058	247,375	247,375	229,448	228,330
Benefits	143,424	163,834	163,834	156,235	140,951
Operating Expenditures					
Professional and Technical Services	53,115	57,408	57,408	50,770	53,832
Utilities and Maintenance	4,745	3,475	10,375	4,546	3,375
Operations	172,313	189,346	189,346	168,247	204,275
City Support Services	57,619	63,593	63,593	59,042	80,225
Materials and Supplies	17,919	26,384	29,509	12,200	18,384
TOTAL EXPENDITURES	677,193	751,415	761,440	680,488	729,372
Less Expenses Charged to Other Funds	(327,408)	(201,988)	(201,988)	(201,988)	(201,988)
NET TOTAL EXPENDITURES	349,785	549,427	559,452	478,500	527,384



212b (02/10)

General Government – City Council

The City is governed by an elected, part-time City Council consisting of a Mayor who is elected at-large and six Councilmembers, two of whom are elected at-large and four of whom are elected from separate districts. All legislative power is vested in this Council which appoints a full-time City Manager who is responsible for the administration of City business. The Council also appoints citizens to various advisory commissions.

Activities

- General Government
- General Promotion
- Special Projects

Objectives

- OS As a major partner, provide leadership to building and renewing the community.
- OS Provide strategic direction to the City organization.
- OS Provide policy direction and organization governance through budget, ordinances and other policy body decisions.

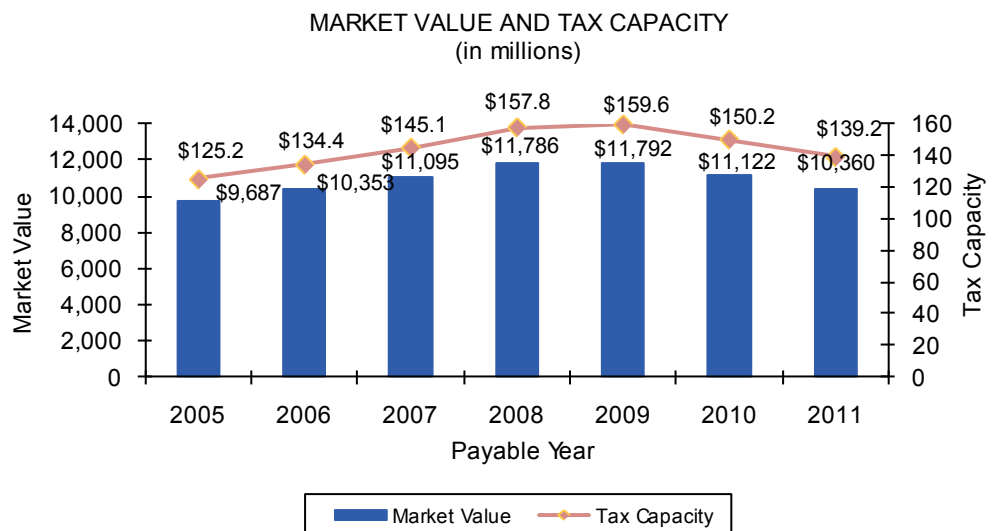


Mayor Gene Winstead led a delegation to Izumi City, Japan, Bloomington's Sister City, and shared information about the trip with 5th grade students at Valley View Elementary. These students have been exchanging e-mails with Izumi City 5th grade students at Komyodai Minami Elementary School.

Expenditures	FY2010	FY2011	Percent Change
	Original Budget	Approved Budget	
Salaries/Wages/Benefits	\$ 315,549	\$ 297,237	(5.80)%
Materials/Supplies/Services	301,309	315,107	4.58
Expenses Charged to Others	(201,988)	(201,988)	0.00%
	\$ 415,011	\$ 410,356	(1.09)%

Authorized Full-Time	FY2009	FY2010	FY2011
	Administrative Assistant	1	1

Building and Renewing the Community Growth



GENERAL GOVERNMENT - CITY COUNCIL
BUDGET SUMMARY
Revenues and Expenditures

	2009 ACTUAL	2010 ORIGINAL BUDGET	2010 AMENDED BUDGET	2010 ESTIMATED	2011 BUDGET
Revenues					
Program Income	\$ 1,790	\$ -	\$ 100	\$ 327	\$ -
TOTAL REVENUES	1,790	-	100	327	-
Expenditures					
Staffing					
Salaries and Wages	170,088	175,642	175,642	174,771	174,899
Benefits	124,457	139,907	139,907	136,207	122,338
Operating Expenditures					
Professional and Technical Services	53,115	56,176	56,176	50,770	52,600
Utilities and Maintenance	407	600	600	760	600
Operations	155,499	162,486	162,486	146,442	171,178
City Support Services	55,489	60,997	60,997	57,719	77,629
Materials and Supplies	9,096	21,050	21,150	7,184	13,100
TOTAL EXPENDITURES	568,151	616,858	616,958	573,853	612,344
Less Expenses Charged to Other Funds	(327,408)	(201,988)	(201,988)	(201,988)	(201,988)
NET TOTAL EXPENDITURES	240,743	414,870	414,970	371,865	410,356

Boards and Commissions

Advisory Board of Health

Charter Commission

Human Rights Commission

Merit Board

Parks, Arts and Recreation Commission

Planning Commission

General Government – Boards and Commissions

Six advisory boards and commissions provide residents with an opportunity to participate in the affairs of the City. The Council makes final decisions, but these commissions assist by studying and making recommendations on government issues, policies and services.

Objectives

- OS Ensure a fair and equitable process for reviewing development applications in the best interests of the City (Planning Commission).
- LU Maintain land development ordinances to reflect best practices for managing land use and implementing the *Comprehensive Plan* (Planning Commission).
- OS Review and provide recommendations on the 2010-2014 Parks and Recreation Community Investment Program (Parks, Arts and Recreation Commission).
- OS Continue to monitor the City’s response to H1N1 (Advisory Board of Health).
- OS Provide input on the Statewide Health Improvement Program grant through representation on the Community Leadership Team and regular updates (Advisory Board of Health).
- OS Continue to offer a series of cultural competency opportunities for youth in Bloomington to engage in discussion around race, diversity and social justice (Human Rights Commission).

Results

- Hold study meetings and public hearings on new City-wide height standards (Planning Commission).
- Presented seven awards to food establishments, recognizing their achievement and commitment to food safety (Advisory Board of Health).
- Submitted comments and a letter of commitment toward the City’s successful application for a \$1.6 million Statewide Health Improvement Program grant (Advisory Board of Health).
- Reviewed and provided input on the City’s body art ordinance amendments (Advisory Board of Health).
- Reviewed and supplied input on the draft Hyland-Bush-Anderson Lakes Regional Park Reserve Master Plan (Parks, Arts and Recreation Commission).
- Sponsored eight major activities involving more than 4,075 citizens focusing on the areas of race and diversity (Human Rights Commission).

Expenditures	FY2010	FY2011	Percent Change
	Original Budget	Approved Budget	
Salaries/Wages/Benefits*	\$ 95,660	\$ 72,044	(24.69)%
Materials/Supplies/Services	38,897	44,984	15.65
	\$ 134,557	\$ 117,028	(13.03)%

*Wages paid for part-time workers or portions of full-time employees officially assigned to support their respective Advisory Boards and Commissions.

An ultimate measure of the City Council’s mission of Building Community and its Renewal is continued growth in the market value of local real estate.

GENERAL GOVERNMENT - BOARDS AND COMMISSIONS
BUDGET SUMMARY
Revenues and Expenditures

	2009 ACTUAL	2010 ORIGINAL BUDGET	2010 AMENDED BUDGET	2010 ESTIMATED	2011 BUDGET
Revenues					
Program Income	\$ 7,600	\$ -	\$ 6,900	\$ 4,500	\$ 6,900
TOTAL REVENUES	7,600	-	6,900	4,500	6,900
Expenditures					
Staffing					
Salaries and Wages	57,970	71,733	71,733	54,677	53,431
Benefits	18,967	23,927	23,927	20,028	18,613
Operating Expenditures					
Professional and Technical Services	-	1,232	1,232	-	1,232
Utilities and Maintenance	4,338	2,875	9,775	3,786	2,775
Operations	16,814	26,860	26,860	21,805	33,097
City Support Services	2,130	2,596	2,596	1,323	2,596
Materials and Supplies	8,823	5,334	8,359	5,016	5,284
TOTAL EXPENDITURES	109,042	134,557	144,482	106,635	117,028

City Manager

Activities

Strategic

Organizational Development

Municipal Service Provider

Policy

Development & Support to City Council

Administration

Intergovernmental Relations

Overall

Organizational Operation

The City Manager has the power and duty to enforce all City ordinances and resolutions, direct the operations of the City, and recommend to the Council measures which the City Manager feels are necessary for the welfare of the citizens and for efficient administration. The City Manager also appoints all other employees of the City and performs other duties required by the Council.

Objectives

- OS Provide executive leadership and direction to the organization to provide quality services at an affordable price.
- OS Assist the City Council in development of policy and strategic direction to build and renew the community.
- OS Communicate with the City Council and public on issues of City importance in the manner acceptable to the Council.
- OS Represent the City in appropriate forums to advance City interests.

Results

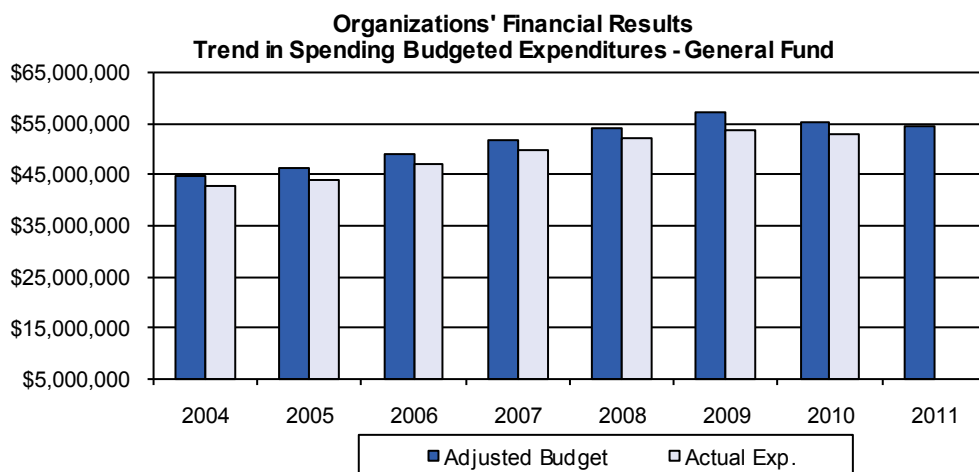
- Continue to promote growth in the overall market value of the community at least equal to inflation over the long term.
- Provided quality services at an affordable price with the net monthly tax supported cost of services remaining below the average home valuation increase (net of legislative changes).
- Provide positive operational financial results on a long-term basis.

Expenditures

	FY2010 Original Budget	FY2011 Approved Budget	Percent Change
Salaries/Wages/Benefits	\$ 379,409	\$ 388,095	2.29%
Materials/Supplies/Services	108,333	95,492	(11.85)
Expenses Charged to Others	(157,624)	(157,624)	0.00
	\$ 330,118	\$ 325,963	(1.26)%

Authorized Full-Time

	FY2009	FY2010	FY2011
	3	3	3
Assistant City Manager	1	1	1
City Manager	1	1	1
City Manager's Secretary	1	1	1



CITY MANAGER
BUDGET SUMMARY
Revenues and Expenditures

	2009 ACTUAL	2010 ORIGINAL BUDGET	2010 AMENDED BUDGET	2010 ESTIMATED	2011 BUDGET
Expenditures					
Staffing					
Salaries and Wages	\$ 218,052	\$ 305,152	\$ 305,152	\$ 200,934	\$ 312,595
Benefits	56,139	74,257	74,257	61,278	75,500
Operating Expenditures					
Professional and Technical Services	18,000	25,000	25,000	18,445	25,000
Utilities and Maintenance	515	450	450	975	450
Operations	25,213	30,717	30,717	23,805	30,563
City Support Services	49,483	50,416	50,416	51,895	37,709
Materials and Supplies	455	1,750	1,750	692	1,770
TOTAL EXPENDITURES	367,857	487,742	487,742	358,024	483,587
Less Expenses Charged to Other Funds	(140,940)	(157,624)	(157,624)	(157,624)	(157,624)
NET TOTAL EXPENDITURES	226,917	330,118	330,118	200,400	325,963

Legal

Divisions

Prosecution

Ordinance, Legislation & Legal Support

The Legal Department serves in an advisory capacity to the City Council, Advisory Boards and Commissions, the City Manager and other City departments. The City Attorney's Office is responsible for the criminal prosecution of petty misdemeanors, misdemeanors and gross misdemeanors occurring within the City. In addition, most of the City's civil legal work is handled by this office, including the drafting of ordinances, state legislation and resolutions, contract negotiation preparation and review, written legal opinions, litigation, mediation and arbitration, legislative lobbying, real estate acquisitions and consultation with City employees and public officials.

Objectives

- OS Provide locally accountable, fair and effective criminal justice services to the community.
- OS To deliver timely, high quality, accessible and cost-effective legal counsel to the City;
- OS To promote justice and enhance public safety through fair and effective criminal prosecution in a manner that is accountable to the community; and
- OS To create and maintain a highly collaborative focused, positive and professional work environment.

Results

- **Pursued Justice for All:** Opened over 3,500 new criminal cases in 2010, each requiring an average of 4 court appearances.
- **Negotiated the Purchase of Property on which New Growth in the South Loop can be Cultivated:** The Greenway that will serve as a development spine for the South Loop district running from Bloomington Central Station to the Mall of America.
- **Facilitated the MOA Subsequent Phases:** Negotiated and drafted the contract for the subsequent phases of the Mall of America development, the first phase of which will consist of an upper upscale hotel.
- **Smoothed the Path for Traffic Improvements:** Acquired easements and negotiated agreements essential to road and highway improvements, including land needed for multi-modal transportation options.
- **Facilitated New Development Concepts:** Analyzed and drafted the agreements essential to the several new developments that include smart growth principles and objectives such as: height standards, community gardens, shared parking, traffic demand management plans, and a code creating specialized zoning district standards.
- **Negotiated Fair, Cost Effective Civil Case Settlements Consistent with the City's Priorities and the Public Interest:** Negotiated several civil actions against the City in the most cost efficient manner possible.
- **Promoted Public Health:** Continued to lead an interdepartmental group that has proven successful in enforcement of codes and laws applicable to problem property conditions and conduct.
- **Prevented City Liability or Loss:** Negotiated, drafted and reviewed over 1,100 liability waivers, releases, agreements and contracts to carry out the City's business while minimizing risk loss.
- **Resolved City Disputes:** Mediated or resolved claims raised against the City, including all employment disputes.
- **Assisted in Improved Use of Technology:** Drafted and reviewed policies facilitating sound business use of electronic communication and social media in a manner consistent with State laws on data handling, release and retention.
- **Promoted Public Safety:** Pursued 79 vehicle forfeiture cases involving drivers defined by the legislature as posing a distinct threat to the public. Assisted in correcting violations at problem properties within the City.
- **Continued Leadership in Legal Committee:** Our attorneys serve as: the current president of the Minnesota Association of City Attorneys; Board member of MAP providing amicus participation in civil matters with statewide municipal impact; Non-voting member on the board of directors of the Minnesota County Attorneys Association; Member of the Minnesota Justice Coalition chaired by Chief Justice Gildea; President of the Suburban Prosecutors Association; Staff for the CJCC; Member of the DWI Task Force; and Member of the 4th Judicial District's Stakeholder's Group.



Prosecutors made over 14,000 court appearances in 2010 and drafted over 1,000 criminal complaints.

Expenditures

	FY2010 Original Budget	FY2011 Approved Budget	Percent Change
Salaries/Wages/Benefits	\$ 1,210,342	\$ 1,252,869	3.5%
Materials/Supplies/Services	250,902	228,438	(9.8)
Expenses Charged to Others	(348,907)	(348,907)	0.0
	\$ 1,112,337	\$ 1,132,400	1.8%

Authorized Full-Time

	FY2009	FY2010	FY2011
	12	12	12
Associate Attorney	7	7	7
City Attorney	1	1	1
Legal Secretary	2	1	1
Office Assistant	2	2	2
Paralegal/Legal Assistant	0	1	1

LEGAL
BUDGET SUMMARY
Revenues and Expenditures

	2009 ACTUAL	2010 ORIGINAL BUDGET	2010 AMENDED BUDGET	2010 ESTIMATED	2011 BUDGET
Revenues					
Program Income	\$ 10,703	\$ 4,000	\$ 4,000	\$ 11,686	\$ 4,750
TOTAL REVENUES	10,703	4,000	4,000	11,686	4,750
Expenditures					
Staffing					
Salaries and Wages	884,439	899,290	899,290	802,434	931,578
Benefits	288,306	311,052	311,052	293,286	321,291
Operating Expenditures					
Professional and Technical Services	6,173	6,695	6,695	1,646	3,000
Utilities and Maintenance	2,784	6,400	6,400	2,761	3,700
Operations	92,584	94,556	94,556	72,305	78,898
City Support Services	125,211	132,726	132,726	132,409	132,465
Materials and Supplies	11,885	10,525	10,525	8,422	10,375
TOTAL EXPENDITURES	1,411,382	1,461,244	1,461,244	1,313,263	1,481,307
Less Expenses Charged to Other Funds	(322,593)	(348,907)	(348,907)	(313,163)	(348,907)
NET TOTAL EXPENDITURES	1,088,789	1,112,337	1,112,337	1,000,100	1,132,400



202b (01/10)

Human Resources

The Human Resources Department coordinates staff recruitment and hiring, designs and services employee benefit programs and conducts employee relations activities for all City employees. This department provides service to internal City departments for staffing by utilizing a fair and legal employee selection process. The Human Resources Department administers the City's job classification systems as approved by the Bloomington Merit Board and the City Council, and is the coordinating department for all job recruiting.

Objectives

- OS Attract and retain qualified, competent, service oriented employees.
- OS Prepare and administer fair and reasonable employment policies and procedures.
- OS Maintain reasonable compensation and benefit levels to attract and retain City staff.

Results

- Recruited and hired 15 full-time employees for 2009.
- Hired more than 400 part-time employees.
- Updated City performance-based compensation program.
- Promoted 12 full-time employees to new positions.
- Completed an internal competitive recruitment process within an average of 20 working days.
- 99 percent of annual performance evaluations were completed and submitted within requested timeframe.

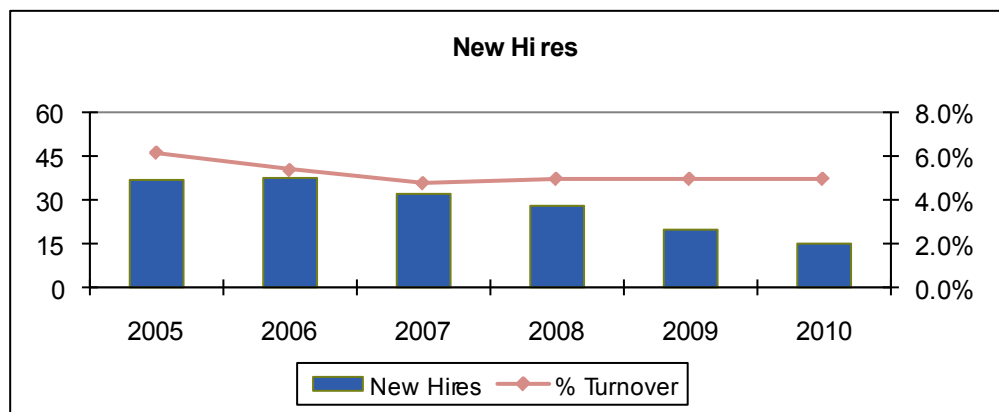
The City's Health Insurance Program is the primary provider of health care for more than 1,300 employees, dependents and retirees.

Expenditures

	FY2010 Original Budget	FY2011 Approved Budget	Percent Change
Salaries/Wages/Benefits	\$641,807	\$651,653	1.53%
Materials/Supplies/Services	259,671	245,409	-5.49
Expenses Charged to Others	(207,224)	(207,224)	-
	\$694,254	\$689,838	.64%

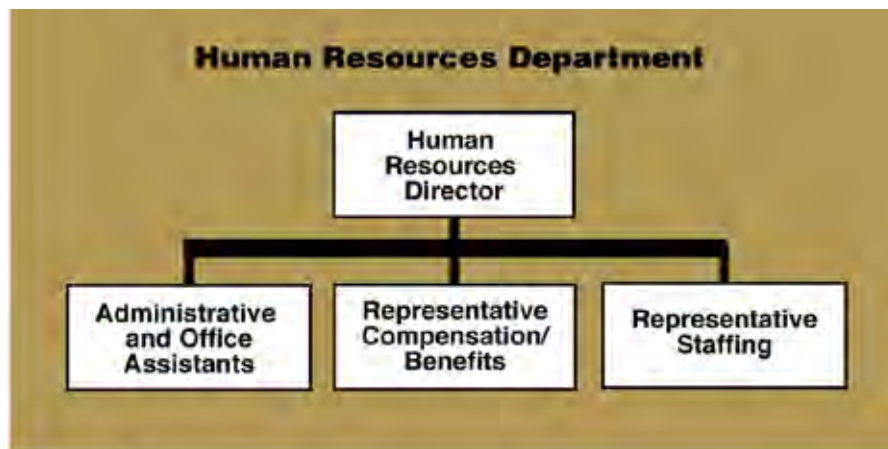
Authorized Full-Time

	FY2009	FY2010	FY2011
	6	6	6
Administrative Assistant	2	2	2
Director Human Resources	1	1	1
Human Resources Representative	2	2	2
Office Assistant	1	1	1



HUMAN RESOURCES
BUDGET SUMMARY
Revenues and Expenditures

	2009 ACTUAL	2010 ORIGINAL BUDGET	2010 AMENDED BUDGET	2010 ESTIMATED	2011 BUDGET
Revenues					
Program Income	\$ 5,000	\$ -	\$ -	\$ 5,000	\$ -
TOTAL REVENUES	5,000	-	-	5,000	-
Expenditures					
Staffing					
Salaries and Wages	\$ 436,121	\$ 470,711	\$ 470,711	\$ 437,377	\$ 479,286
Benefits	151,385	171,096	171,096	165,810	172,367
Operating Expenditures					
Professional and Technical Services	41,716	112,500	142,500	40,084	112,500
Utilities and Maintenance	345	1,100	1,100	822	1,100
Operations	18,728	56,815	56,815	18,028	45,051
City Support Services	73,179	80,856	80,856	75,986	71,258
Materials and Supplies	18,202	8,400	8,400	3,917	15,500
TOTAL EXPENDITURES	739,676	901,478	931,478	742,024	897,062
Less Expenses Charged to Other Funds	(116,280)	(207,224)	(207,224)	(207,224)	(207,224)
NET TOTAL EXPENDITURES	623,396	694,254	724,254	534,800	689,838



203b (01/10)

